

1/72 SCALE

ITEM NO.:01676



MIG-29SMT Fulcrum (Izdeliye 9.19)

MIG-29SMT “支点” 多用途战斗机 (9.19批次)

READ BEFORE ASSEMBLY:

- This kit is not recommended for inexperienced modelers or for children under 14 years of age
- Study and understand these instructions thoroughly before beginning assembly
- When needed, remove photo-etch parts carefully using a modeling knife or photo etch sprue cutter, being careful not to damage or lose small parts.
- Take extra care in handling photo etch parts in order to avoid injury
- Apply instant cement sparingly to photo etch parts where instructed

- Tools recommended(not included in kit):Plastic and instant cements,sprue cutters,long nose pliers,modeling knife, small files, tweezers, pin vise & scissors. Soft cloth and sandpaper will also assist in construction
- Glue and paint are not included in the kit. Use plastic cement and hobby paints only. Color guide for purchasing paint is included in the kit.
- Keep out of reach of children. They must not be allowed to ingest small parts or handle plastic bags in any way.

装配之前仔细阅读

- 小心用模型锉刀锉平所有零件表面的注射浇口。
- 小心用刀片切下蚀刻片零件，不要遗失小零件。
- 用强力快干胶水粘合蚀刻片零件和金属轴。过量的快干胶水使用可能导致可动零件会粘住，小心涂胶。
- 取蚀刻片时应特别注意安全，防止利边划伤手指。
- 某些零件表面需贴水上贴纸，请选择在装配的同时进行。
- 推荐模型工具(自备)：胶水、水口剪刀、长镊子、刀片、锉刀、镊子钳、钻、剪刀、瞬间快干胶。
- 软布和砂纸同时也应该是必备工具。
- 请使用塑料胶水和油漆，模型内不含。
- 谨防小孩吸吮塑料零件，或者将塑料袋套在头上，制作时应将器材远离小孩接触。
- 本产品不适合14岁以下没有经验的模型爱好者。

水贴纸的使用:

1. 从水贴纸上剪下印花;
2. 将印花放入温水中浸10秒, 然后放在干净布上;
3. 拿着印花纸版将印花移到模型上;
4. 手指蘸水将印花移到适当的位置;
5. 用软布轻压印花直至水干, 气泡消失。

DECAL APPLICATION:

1. Cut decals from sheet as needed
2. Dip the decal in warm water for about 10 seconds and then place on soft clean cloth.
3. Hold the decal backing sheet edge and gently slide the decal onto the model in its proper position.

4. While still wet, decal can be adjusted for better fit on model by dampening it gently with your finger.

5. When placed in the proper position, gently press decal down with a soft cloth until excess water and air bubbles are gone.

6. Allow decal to dry completely before handling model



使用强力胶

Cyanoacrylate glue



称重

Weight



穿孔

Make hole



切除

Cut / Remove



贴纸

Decal



锉平

File / Sand



选择

Option



不涂胶水

No cement

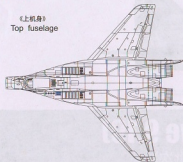


弯曲

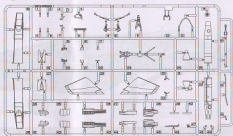
Bend

部品图
Parts

〔上机身〕
Top fuselage



D×1



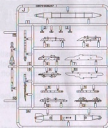
E×1



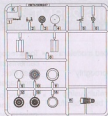
〔下机身〕
Lower fuselage



J×2



K×2



F×1



L×1



P×1



Q1×1



Q2×1



M×1



水贴组 A
Decal A

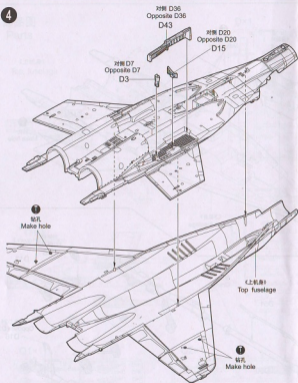


水贴组 B
Decal B

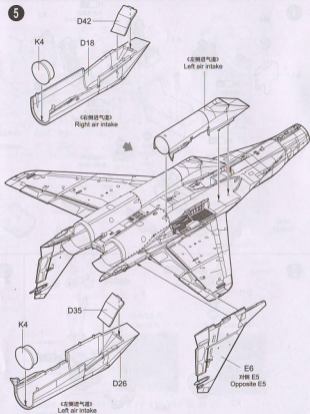


不用的零件: E10 F3 F4 F7 F8 F9 F10 F14 J2 J6 J8
Unused parts

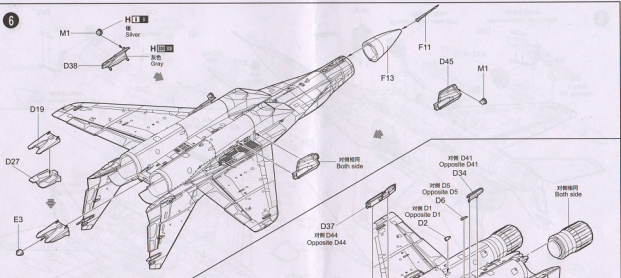
4



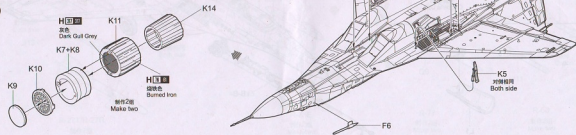
5



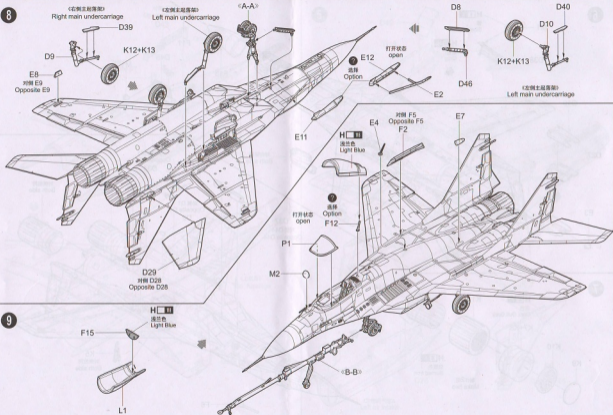
6



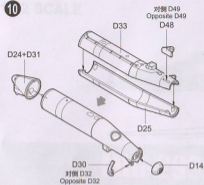
7



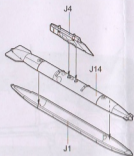
8



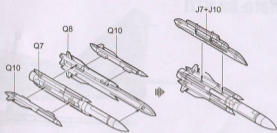
9



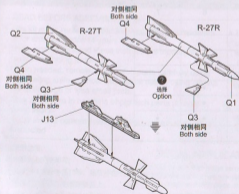
PTB-1500



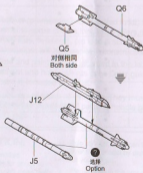
PTB-1150

制作2组
Make two

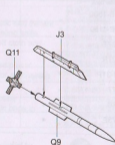
KH-31P

制作2组
Make two

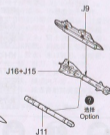
R-27T/R-27R

制作2组
Make two

R-73E

制作2组
Make two

R-77

制作2组
Make two

R-60

制作2组
Make two



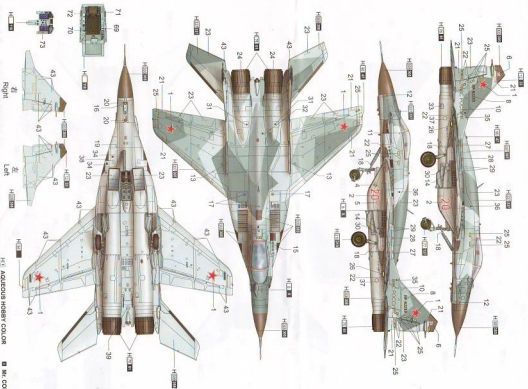
Sta.No.	1	2	3	4	5	6	7
Missile/Tank							
PTB-1500				•			
PTB-1150			•		•		
R-27T			•		•		
R-27R			•		•		
KH-31P		•	•		•	•	
R-77	•	•	•		•	•	•
R-60	•	•	•		•	•	•
R-73E	•	•	•		•	•	•

涂装图标指示 Painting & Marking guide

A Russian Air Force, 4th Center of
Combat Application and Conversion of
Frontline Aviation, MiG-29SMT (Izdeliye
9.19), RF-02231 20 Red* (cn
2960341001), Lipetsk Air Base, 2012

PAINT REFERENCE COLOUR									
Color	Reference	Value	RGB	Hex	Paint	Manufacturer			
H(1) 10	10	100	255	255	255	White			
H(1) 20	20	100	170	200	100	Light Blue			
H(1) 30	30	100	110	210	100	Blue			
H(1) 40	40	100	100	150	100	Dark Blue			
H(1) 50	50	100	100	100	100	Black			
H(1) 60	60	100	100	50	100	Dark Grey			
H(1) 70	70	100	100	0	100	Dark Blue-Black			
H(1) 80	80	100	50	0	100	Black			
H(1) 90	90	100	0	0	100	Black			

PAINT REFERENCE COLOUR									
Color	Reference	Value	RGB	Hex	Paint	Manufacturer			
H(2) 10	10	100	255	255	255	White			
H(2) 20	20	100	170	200	100	Light Blue			
H(2) 30	30	100	110	210	100	Blue			
H(2) 40	40	100	100	150	100	Dark Blue			
H(2) 50	50	100	100	100	100	Black			
H(2) 60	60	100	100	50	100	Dark Grey			
H(2) 70	70	100	100	0	100	Dark Blue-Black			
H(2) 80	80	100	50	0	100	Black			
H(2) 90	90	100	0	0	100	Black			



H(1) ADAMANT HOBBY COLOR

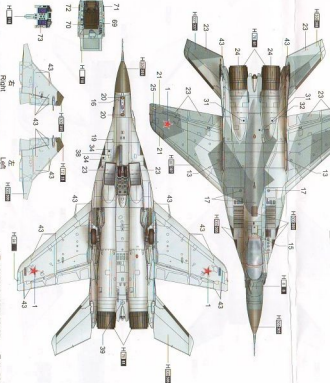
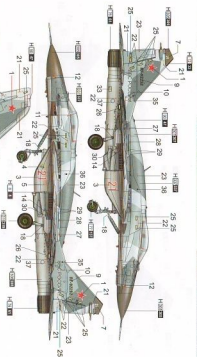
H(2) MR. COLOR

涂装同标贴指示

Painting & Marking Guide

B Russian Air Force, 4th Center of Combat Application and Conversion of Frontline Aviation, MiG-29SMT Tichelnyye 9.19, RF-02223 21 Red Top
29601241011, Ljubeck, Air Base, 2012

PAINT REFERENCE COLOUR						PAINT REFERENCE COLOUR					
Color	Mt. Color	White	Black	Transparent	Number	Color	Mt. Color	White	Black	Transparent	Number
H(01) 21	H(01) 21	-	010	010	148	H(01) 21	H(01) 21	001	006	011	11
H(01) 25	H(01) 25	-	170	070	128	H(01) 25	H(01) 25	001	007	027	-
H(01) 27	H(01) 27	001	170	070	128	H(01) 27	H(01) 27	001	007	028	-
H(01) 29	H(01) 29	001	170	070	128	H(01) 29	H(01) 29	001	007	029	-
H(01) 31	H(01) 31	001	170	070	128	H(01) 31	H(01) 31	001	007	031	117
H(01) 32	H(01) 32	-	-	-	171	H(01) 32	H(01) 32	001	008	037	10
H(01) 33	H(01) 33	-	-	-	172	H(01) 33	H(01) 33	001	009	039	128



右

左

H(01) ACQURES HOBBY COLOR ■ Mt. COLOR