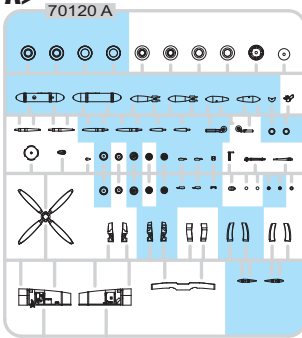
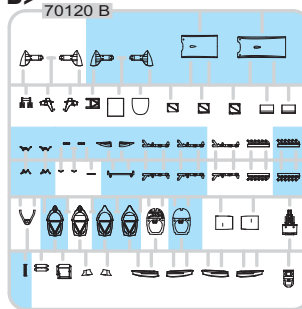


PLASTIC PARTS

A>



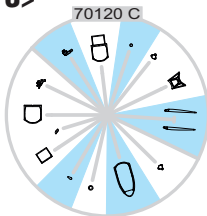
B>



GUNZE	MISSION MODELS	COLOR
H4	C4	MMP-007 YELLOW
H12	C33	MMP-047 FLAT BLACK
H13	C3	MMP-003 FLAT RED
H33	C81	RUSSET
H51	C11	MMP-063 LIGHT GULL GRAY
H77	C137	MMP-047 TIRE BLACK
H90	C47	CLEAR RED
H94	C138	CLEAR GREEN
H330	C361	MMP-077 DARK GREEN
H335	C363	MMP-094 MEDIUM SEAGRAY
	C362	MMP-093 OCEAN GRAY
	C364	MMP-079 AIRCRAFT GRAY-GREEN
	C370	MMP-092 AZURE BLUE

METAL	COLOR	METALLICS
MC214	MMP-001	DARK IRON
MC218	MMP-003	ALUMINIUM

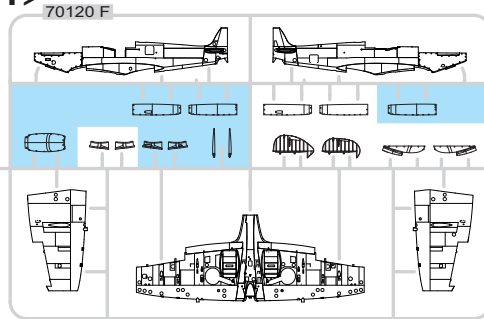
C>



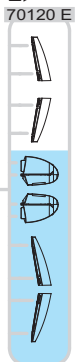
D>



F>



E>



-Parts not for use. -Teile werden nicht verwendet. -Pièces à ne pas utiliser. -Tyto díly nepoužívejte při stavbě. - 使用しない部品

ATTENTION * UPOZORNĚNÍ * ACHTUNG * ATTENTION

GB

Carefully read instruction sheet before assembling. When you use glue or paint, do not use near open flame and use in well ventilated room. Keep out of reach of small children. Children must not be allowed to suck any part, or pull vinyl bag over the head.

CZ

Před započatím stavby si pečlivě prostudujte stavební návod. Při používání barev a lepidel pracujte v dobře větrané místnosti. Lepidla ani barvy nepoužívejte v blízkosti otevřeného ohně. Model není určen malým dětem, mohlo by dojít k požití drobných dílů.

D

Vor dem Zusammenbau die Bauanleitung gut durchlesen. Kleber und Farben nicht in der Nähe von offenem Feuer verwenden und für eine ausreichende Belüftung sorgen. Den Bausatz von kleinen Kindern fernhalten. Vermeiden Sie, dass Kinder Bauteile in den Mund nehmen oder sich Plastiktüten über den Kopf ziehen.

F

lire soigneusement la fiche d'instructions avant d'assembler. Ne pas utiliser de colle ou de peinture à proximité d'une flamme nue, et aérer la pièce de temps en temps. Garder hors de portée des enfants en bas âge. Ne pas laisser les enfants mettre en bouche ou sucer les pièces, ou passer un sachet vinyl sur la tête.

INSTRUCTION SIGNS * INSTR. SYMBOLY * INSTRUKTION SINNBILDEN * SYMBOLES



OPTIONAL
VOLBA



BEND
OHNOT



OPEN HOLE
VYVRTAT OTVOR



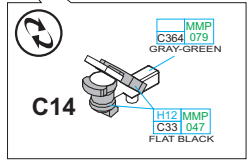
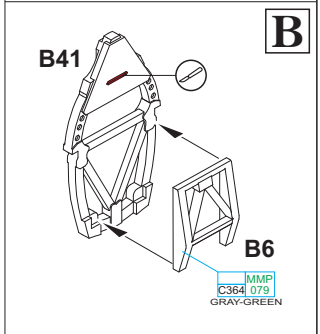
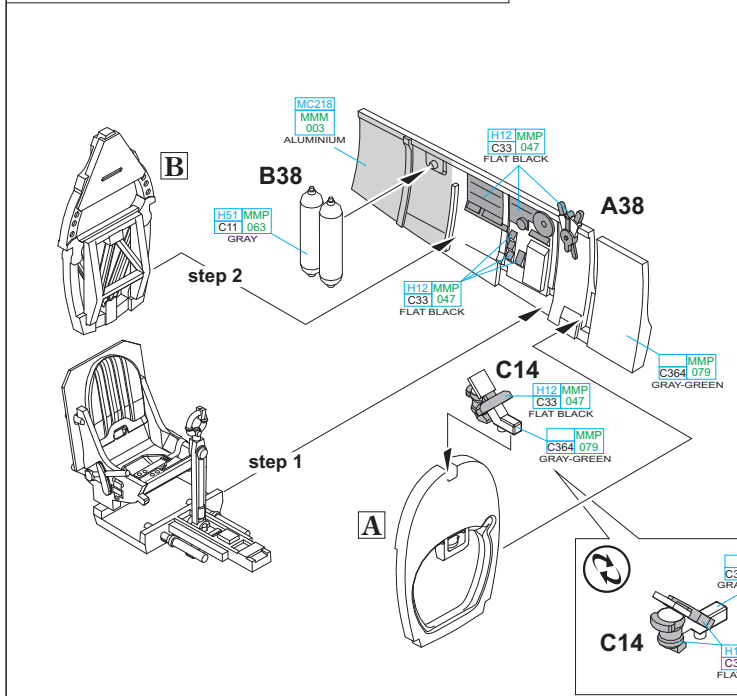
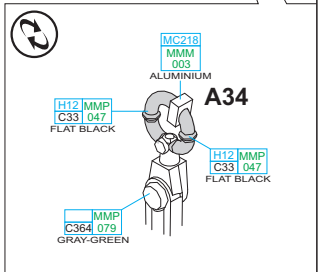
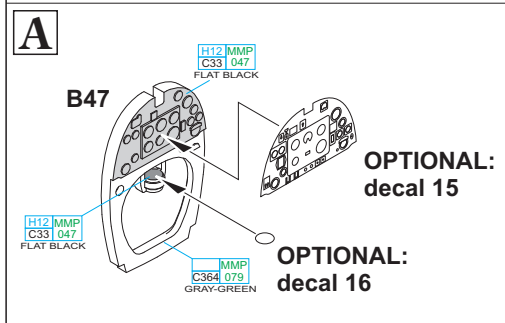
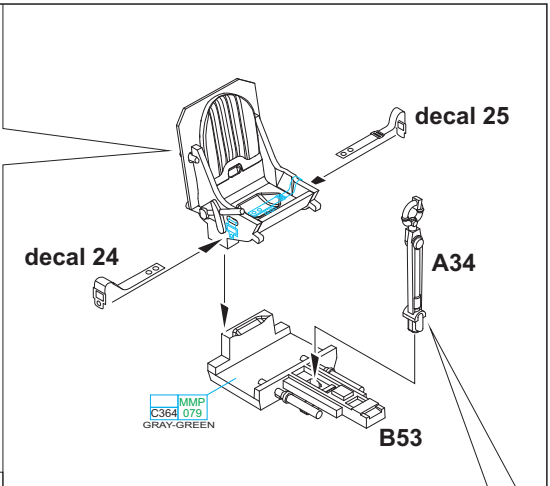
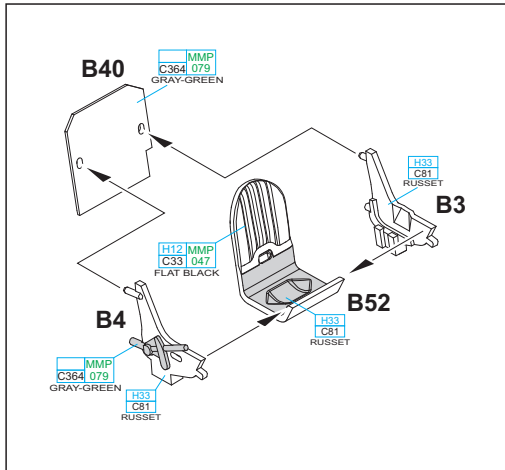
SYMETRICAL ASSEMBLY
SYMETRICKÁ MONTÁŽ

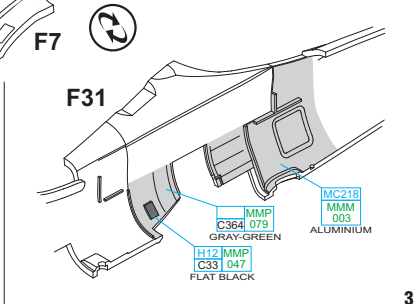
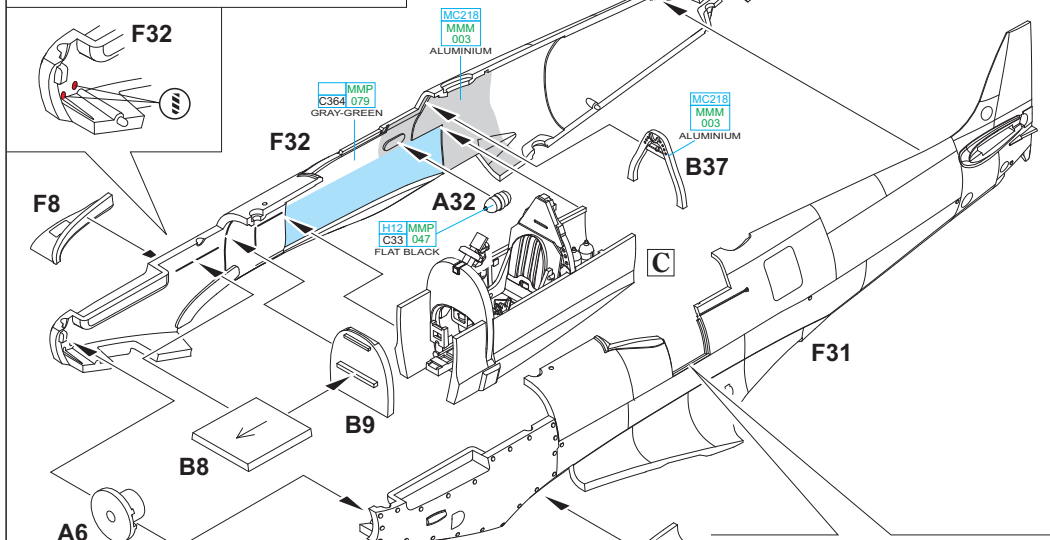
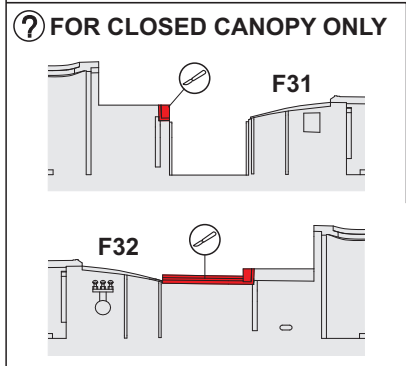
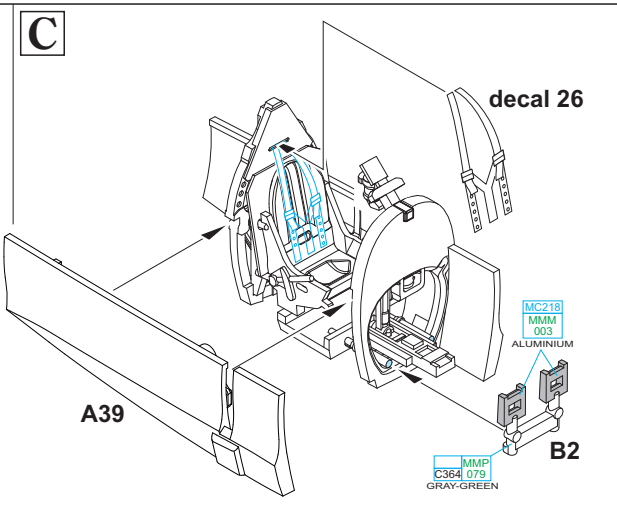
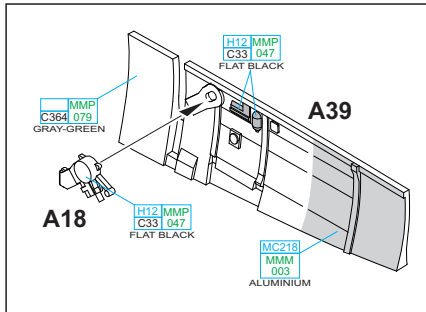


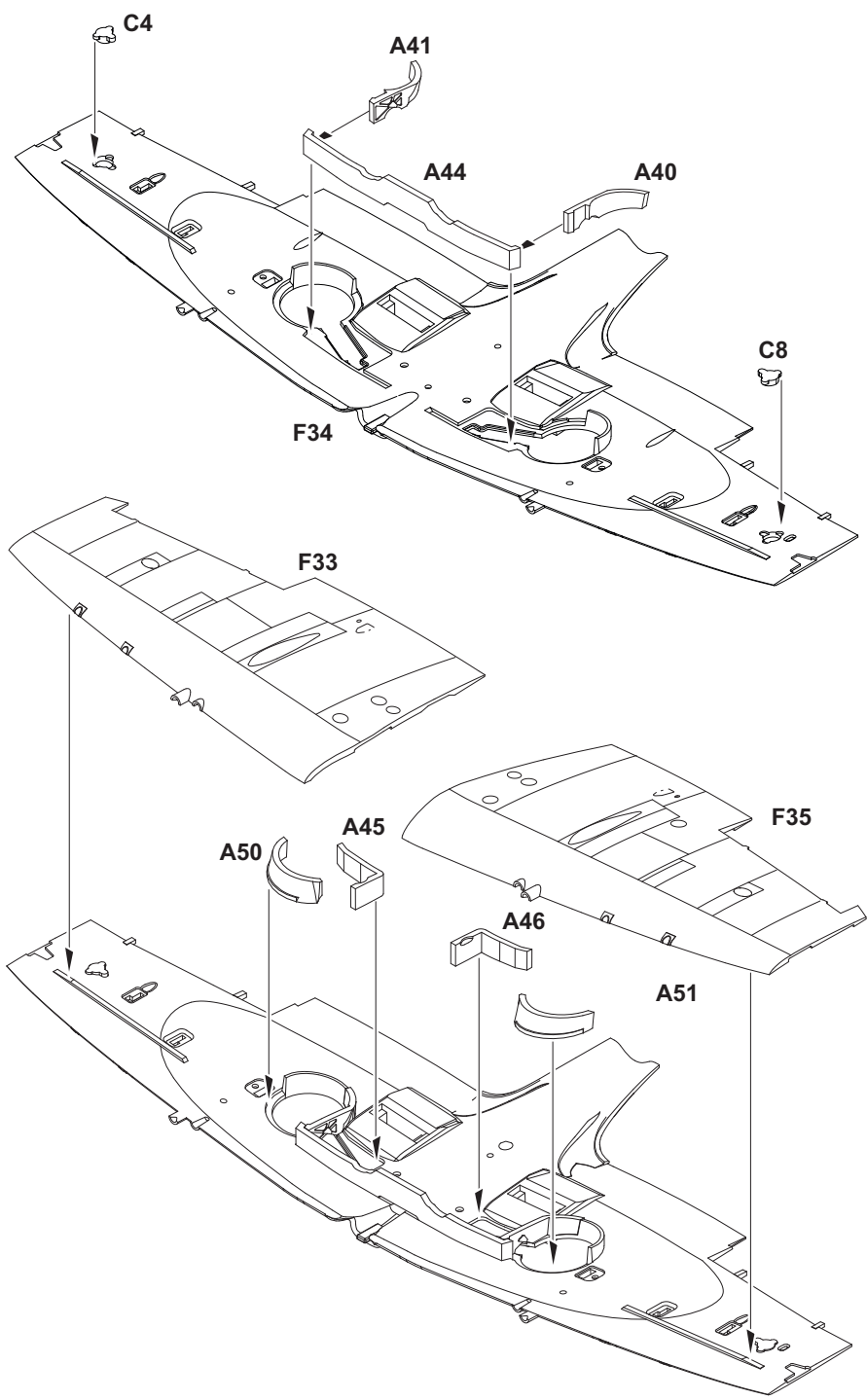
REMOVE
ODŘÍZNOUT

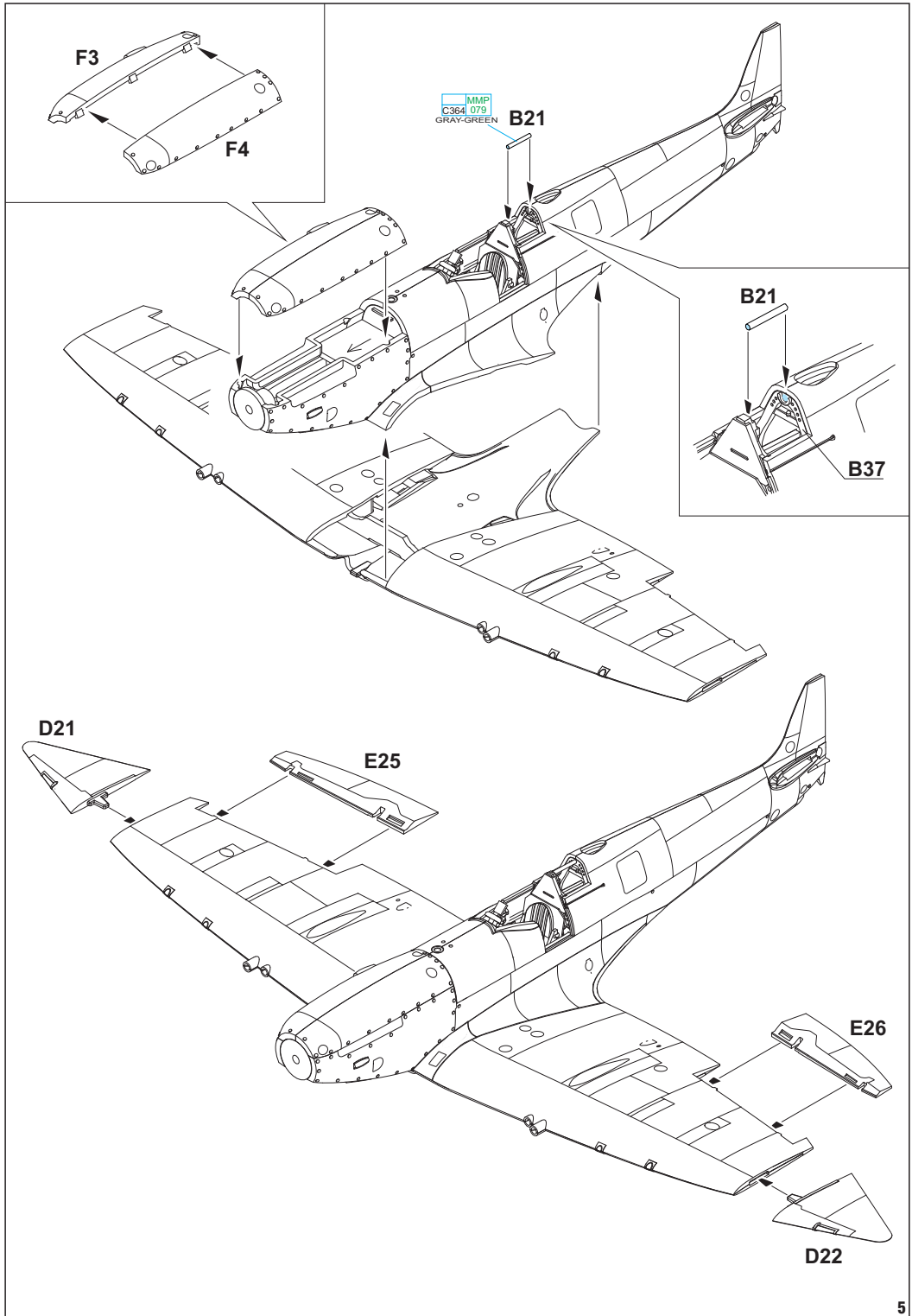


REVERSE SIDE
OTOČIT
7449 - NAV1

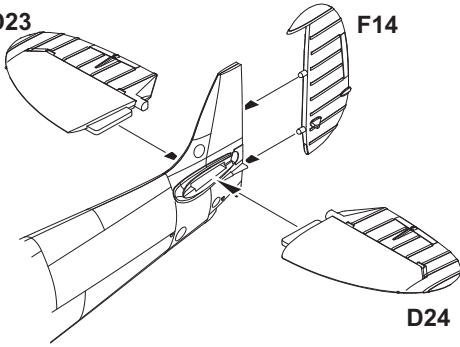








D23

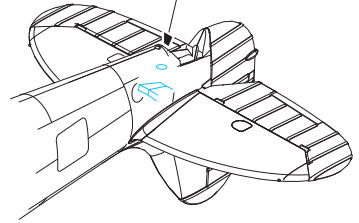


H77 MMP
C137 040
TIRE BLACK

A15

MC218
MMM
003
ALUMINIUM

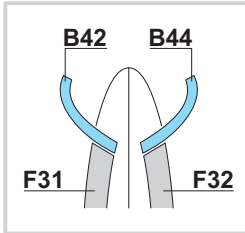
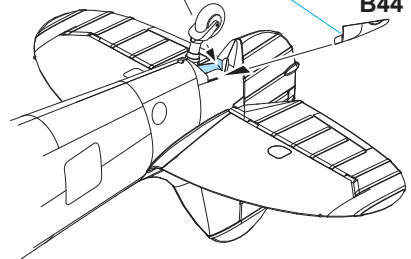
UNDERSURFACE
COLOR



B42

UNDERSURFACE
COLOR

B44

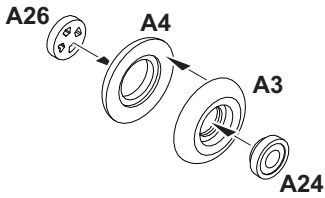


A26

A4

A3

A24

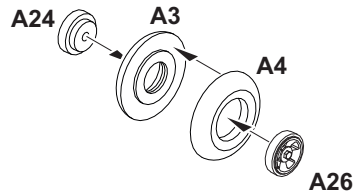


A24

A3

A4

A26



L R

H77 MMP
C137 040
TIRE BLACK

MC218
MMM
003
ALUMINIUM

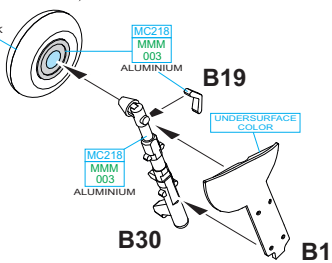
B19

UNDERSURFACE
COLOR

MC218
MMM
003
ALUMINIUM

B30

B1



MC218
MMM
003
ALUMINIUM

UNDERSURFACE
COLOR

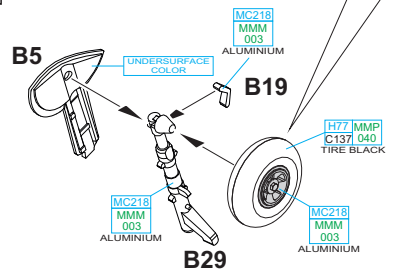
B19

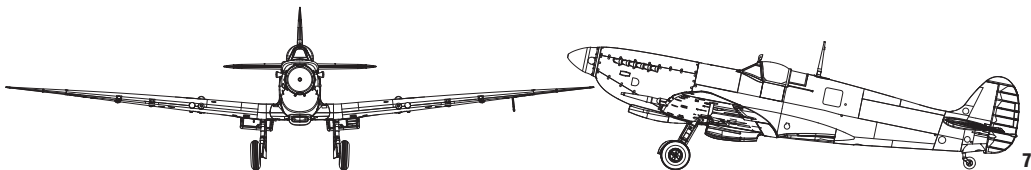
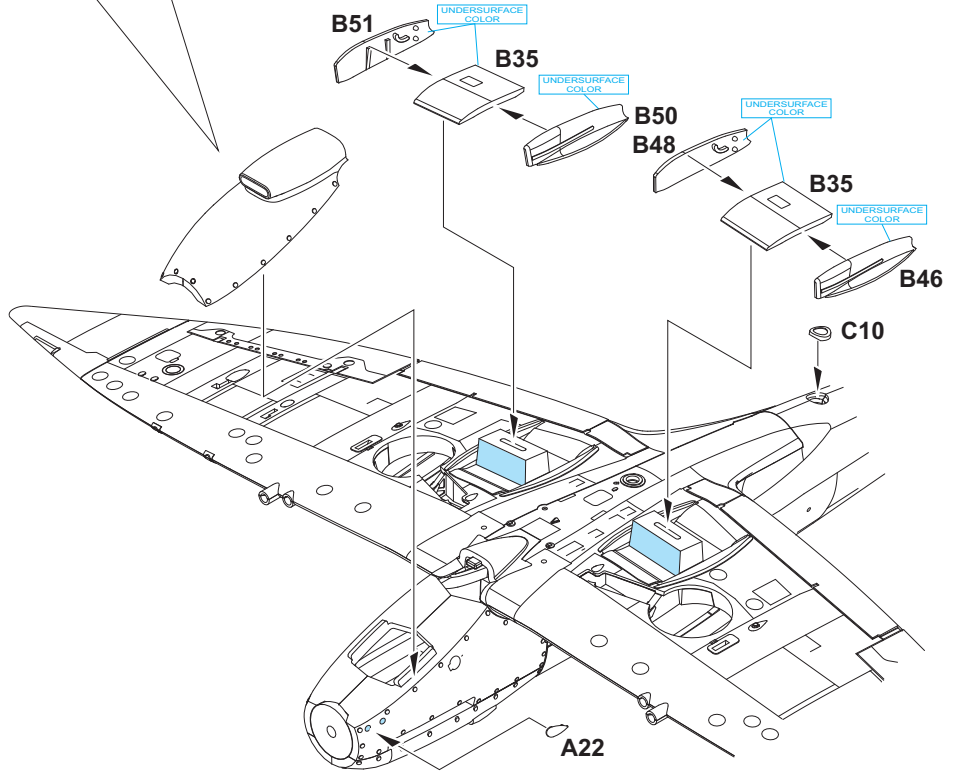
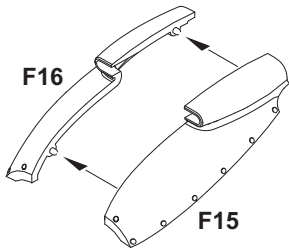
MC218
MMM
003
ALUMINIUM

B29

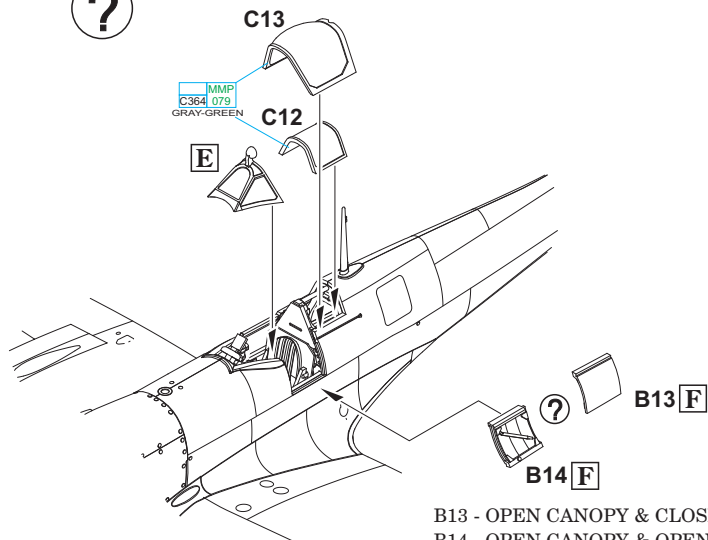
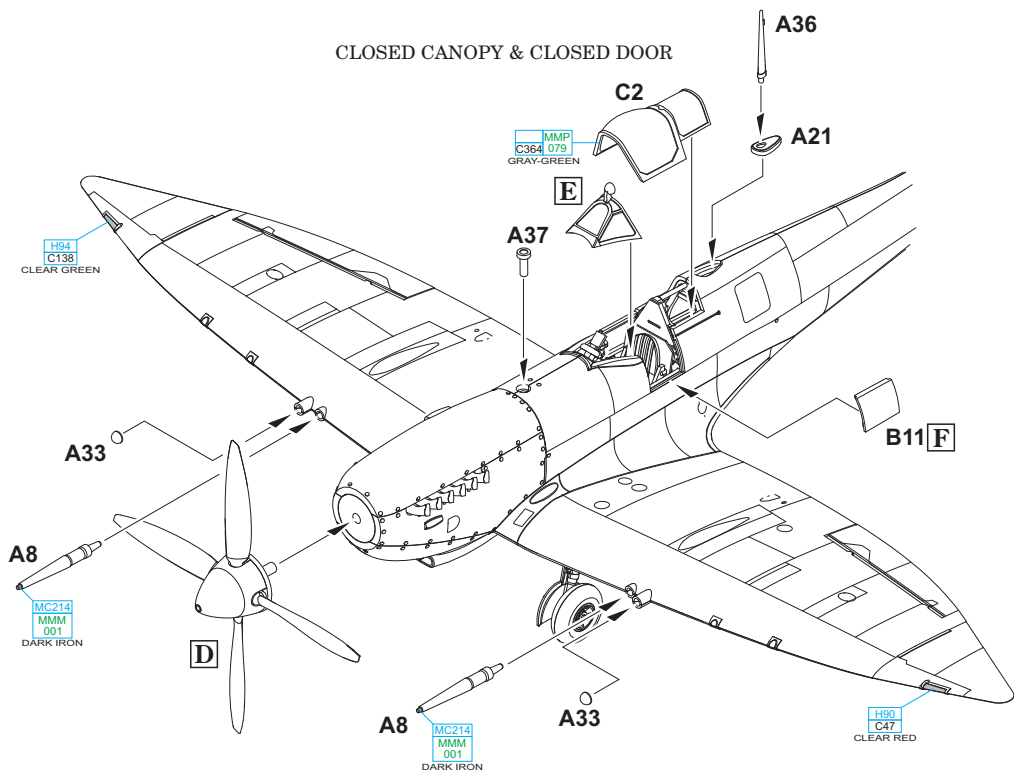
H77 MMP
C137 040
TIRE BLACK

MC218
MMM
003
ALUMINIUM






CLOSED CANOPY & CLOSED DOOR



B13 - OPEN CANOPY & CLOSED DOOR
 B14 - OPEN CANOPY & OPEN DOOR

A JF322, flown by Lt. Dave Hastie , No. 1 Squadron SAAF, Trigno, Italy, March 1944

Lt. Dave Hastie shoot down a Fw 190 on March 19th, 1944 PM at the control of this Spitfire. No. 1 Squadron SAAF was established in February 1940 by renaming of the No. 6 Squadron SAAF armed with Hawker Hurricane and Fury aircraft. In the mid of the year 1940 the pilots of this unit joined the fights above North Africa. At the turn of 1942 and 1943 the squadron received Spitfires and flew them in the fights under the African sun. These fights were followed by the use of these aircraft above Malta and Sicily. The wartime presence of the squadron finished in Italy. After WWII, the squadron remained active, first with Spitfires, Vampire, Sabre and Impala and then, in April 1975, the squadron was rearmed with French Mirage F.1. The squadron was disbanded on November 25th, 1997 at the Hoedspruit Base. The Mk.VIII Spitfires used by No. 1 Squadron SAAF above Italy had a Day Fighter Camouflage Scheme. The upper surfaces were painted in Ocean Grey and Dark Green; the undersides with Medium Sea Grey colour. The wing tips of Spitfires of this squadron were painted red.



B JF364, No. 32 Squadron, Foggia, Italy, early 1944

The high altitude fighter camouflage scheme adorned this Spitfire as well. In accordance with regulations, red-blue cockades were painted on the fuselage and upper sides of the wings. No national insignia was applied on the bottom of the wings. A photo of this aircraft shows that the GZ code letters did not adhere to regulations on the right side of the fuselage. The aircraft was equipped with extended wingtips.

